



## AO Trauma NA Online Series—Journal Club - Syndesmosis



July 19, 2022 - July 19, 2022

Online, N/A, USA

**Target Audience:** Orthopaedic Surgeons, Residents, and Fellows

### Webinar Overview:

During this monthly series, interviews with authors of landmark orthopedic trauma articles will be featured and discussed. The series will be based on anatomic location/injuries and will provide an opportunity to understand what prompted the study, how practice has changed, limitations and key take away points.

### Upcoming Dates:

August 16 - Both Bone Forearm



## Event Summary

### Tuition:

Level Name: Participant - Orthopaedic

Pricing Tier: Attending

Tuition: \$0.00

### Course Prerequisite(s):

No Prerequisites

### Venue:

No Venue

### Language(s):

English

### Directly Provided by:



### Professional Level Prerequisite(s):

No Prerequisites

## CME



- AO North America is accredited by the Accreditation Council for Continuing Medical Education to provide continuing medical education for physicians.

AONA has been resurveyed by the Accreditation Council for Continuing Medical Education (ACCME) and awarded Accreditation with Commendation.

- **Designation Statement** - AO North America designates this live educational activity for a maximum of [Hours Pending] **AMA PRA Category 1 Credits™**. Physicians should claim only the credit commensurate with the extent of their participation in the activity.

The Continuing Medical Education (CME) mission of AO North America (AONA®) is to provide comprehensive multidisciplinary needs based education to surgeons, fellows, and residents in the specialties of orthopedic, hand, craniomaxillofacial, spine, neurosurgery, and veterinary surgery in the areas of trauma (i.e., operative reduction and fixation), degenerative disorders, deformities, tumors, and reconstruction.

Expected results of AONA's CME activities for surgeons, fellows, and residents are to:


- Increase their knowledge base and surgical skill level
- Improve competence by applying advances of knowledge in patient care in the areas of trauma, degenerative disorders, deformities, tumors, and reconstructive surgical techniques
- Address practice performance gaps by improving management of aspects of traumatic injuries and musculoskeletal disorders (i.e., pre-operative planning to post-operative care)

## Learning Objectives

Upon completion, participants should be able to:


- Describe different reduction techniques for syndesmotic injuries
- Compare and contrast different fixation methods
- Discuss outcomes during recovery

## Faculty




### Schweser, Kyle - Chairperson

MD  
Associate Professor  
Department of Orthopaedics, Trauma/Foot and Ankle  
Division Director Foot and Ankle  
University of Missouri  
Columbia, Missouri



### George, Albert - Co-Chairperson

MD  
Dr.  
Corewell Health  
Grand Rapids, Michigan



### Mills, Andrew - Co-Chairperson

MD  
Adjunct Assistant Professor  
Southern Illinois University/Springfield Clinic  
Springfield, Illinois



### Riedel, Matthew - Co-Chairperson

MD  
Assistant Professor of Orthopaedic Surgery  
Department of Orthopaedics and Rehabilitation  
Yale School of Medicine  
Yale New Haven Medical Center  
Surgical Chair of Geriatric Hip Fracture Program  
Yale New Haven Health

New Haven, Connecticut

Orthopaedic Traumatologist at Yale New Haven Medical Center, involved in patient care, teaching residents and fellows, and clinical research.



### Hubbard, David - Evaluator

MD  
Professor  
Medical Director Perioperative Services WVUH  
Department of Orthopaedic Surgery  
West Virginia University  
Morgantown, West Virginia

Dr David Hubbard hails from Morgantown, West Virginia. He is Professor in the Department of Orthopaedic Surgery at West Virginia University Hospital and Chief of the Orthopaedic Trauma Service. He is board-certified and fellowship trained orthopedic trauma surgeon. He completed his orthopedic residency at West Virginia University Hospital in 1994. He then completed his orthopedic trauma fellowship at the prestigious University of Washington at Harborview Medical Center in Seattle, Washington. Dr Hubbard has been involved with AO his entire career serving as faculty member, chairman of multiple courses in North America and Europe and on multiple committees. He also served as a Trustee for the AO Foundation. Dr Hubbard is currently a busy orthopedic trauma surgeon and educator at West Virginia University Hospital.



### Miller, Anna - Lecturer

MD, FACS  
Professor and Chair, Department of Orthopaedic Surgery  
Washington University School of Medicine  
St. Louis, Missouri

Anna N. Miller, MD, FACS, is a Professor and Vice Chair of the department of Orthopaedic Surgery at Washington University in St. Louis and Barnes-Jewish Hospital. Dr. Miller has particular interests in the improvement of orthopaedic trauma care on a national level and is on the Board of Directors of the Orthopaedic Trauma Association as well as the Board of Governors of the American College of Surgeons. She is also interested in the management and outcomes of elderly patients with fragility fractures and is involved with AOA and AAOS regarding fragility fractures, as well as being on the National Quality Forum Trauma Outcomes Steering Committee. Dr. Miller is also involved in numerous multicenter national studies. She is a co-investigator on several federally funded grants, particularly focusing on automotive crash injury investigation with the National Highway Traffic Safety Administration.

**Reed, Lori - Lecturer**

MD  
Professor  
Department of Orthopaedics  
University of Mississippi  
Jackson, Mississippi

**Schneider, Prism - Lecturer**

MD, PhD, FRCSC  
Associate Professor  
Division of Orthopaedic Trauma, Department of Surgery  
Cumming School of Medicine, University of Calgary  
Calgary, Alberta

Dr. Prism Schneider is an Associate Professor of Orthopaedic Surgery and Community Health Sciences at the University of Calgary. She also holds the positions of Orthopaedic Surgery Faculty Research Director, Orthopaedic Trauma Research Lead, and Resident and Fellow Research Director for Orthopaedic Surgery. Dr. Schneider obtained her MD from the University of Calgary, and has completed post-graduate training including a PhD in Biomechanics and two Orthopaedic Trauma Fellowships, one at the University of Texas, in Houston, and one at McGill University, in Montreal. Dr. Schneider's research interests involve understanding the cellular and systemic inflammatory response to injury, including trauma-induced coagulopathy and post-traumatic joint contractures, clinical trials for optimizing surgical outcomes, and using advanced imaging to study the micro-architecture of fracture healing and post-surgical outcomes. She also has a particular interest in identifying and assisting patients who are injured due to violence in the home.

**Yakavonis, Mark - Lecturer**

MD  
Assistant Professor  
Department of Orthopaedics  
Boston University Medical Center  
Boston, Massachusetts

Mark Yakavonis, MD, MMS, FAAOS, is an orthopedic surgeon who specializes in foot and ankle conditions. His expertise includes sports injuries, fractures, syndesmotic injuries, cartilage injuries, Achilles tendon injuries and tendonitis, post traumatic arthritis, foot and ankle arthritis, minimally invasive and arthroscopic surgery, osteochondral lesions of the Talus, foot deformity, bunions, hammer toes, ankle joint replacement surgery and neuromuscular disease. Dr. Yakavonis earned his doctorate at New York Medical College. He completed his residency at BMC, where he served as Chief resident. He completed fellowship in foot and ankle surgery at Massachusetts General Hospital.

## Agenda

### Day 1

**Tuesday, July 19, 2022 - 20:00 - 21:15**

Schedule	Title	Moderator	Faculty	Room
20:00 - 20:05	Welcome		Schweser, K	
20:05 - 20:15	Video 1 - Reducing the Syndesmosis Under Direct Vision: Where Should I Look?		Mills, A Yakavonis, M	
20:15 - 20:26	Video 2 - Improved Reduction of the Tibiofibular Syndesmosis With TightRope		Riedel, M Schneider, P	
20:26 - 20:36	Video 3 - Posterior Malleolar Stabilization of Syndesmotic Injuries is Equivalent to Screw Fixation		George, A Miller, A	
20:36 - 20:50	Discussion and Analysis		Reed, L Schweser, K	
20:50 - 21:10	Question and Answer		George, A Miller, A Mills, A Reed, L Riedel, M Schneider, P Schweser, K Yakavonis, M	
21:10 - 21:15	Adjournment		George, A Mills, A Riedel, M Schweser, K	

## AO NA Disclaimer Information

### Faculty Disclosure:

It is the policy of AO North America to abide by the Accreditation Council for Continuing Medical Education Standards for Commercial Support. Standard 2: "Disclosures Relevant to Potential Commercial Bias and Relevant Financial Relationships of Those with Control over CME Content," requires all planners, including course directors, chairs, and faculty, involved in the development of CME content to disclose their relevant financial relationships prior to participating in the activity. Relevant financial relationships will be disclosed to the activity audience. The intent of the disclosure is not to prevent a faculty with a relevant financial or other relationship from teaching, but to provide participants with information that might be of importance to their evaluation of content. All potential conflicts of interest have been resolved prior to the commencement of this activity.

### Off-Label / Experimental Discussions:

Some medical devices used for teaching purposes and/or discussed in AO North America's educational activities may have been cleared by the FDA for specific uses only or may not yet be approved for any purpose. Faculty may discuss off-label, investigational, or experimental uses of products/devices in CME certified educational activities. Faculty have been advised that all recommendations involving clinical medicine in this CME activity are based on evidence that is accepted within the profession of medicine as adequate justification for their indications and contraindications in the care of patients.

All scientific research referred to, reported or used in this CME activity in support or justification of a patient care recommendation conforms to the generally accepted standards of experimental design, data collection and analysis.

### Disclaimer:

AONA does not endorse nor promote the use of any product/device of commercial entities. Equipment used or discussed in this educational activity is for teaching purposes only with the intent to enhance the learning experience.

The opinions or views expressed in this live continuing medical education activity are those of the faculty and do not necessarily reflect the opinions or recommendations of AO North America or any commercial supporter. The certificate provided pertains only to the participants' completion of the educational activity.

### Conflict of Interest Resolution Statement:

When individuals in a position to control or influence the development of the content have reported financial relationships with one or more commercial interests, AO North America utilizes a process to identify and resolve potential conflicts to ensure that the content presented is free of commercial bias.

### Liability Statement:

AO North America faculty and staff assume no personal liability for the techniques/ approaches discussed or demonstrated which are for teaching and educational purposes only. The certificate provided pertains only to the participants' completion of the course and does not, in any way, attest to the proficiency of the participants' clinical experience.

## Acknowledgment

### Educational Grant

AO North America gratefully acknowledges funding for its education activities from the AO Foundation. The AO Foundation receives funding for education from Synthes GmbH.